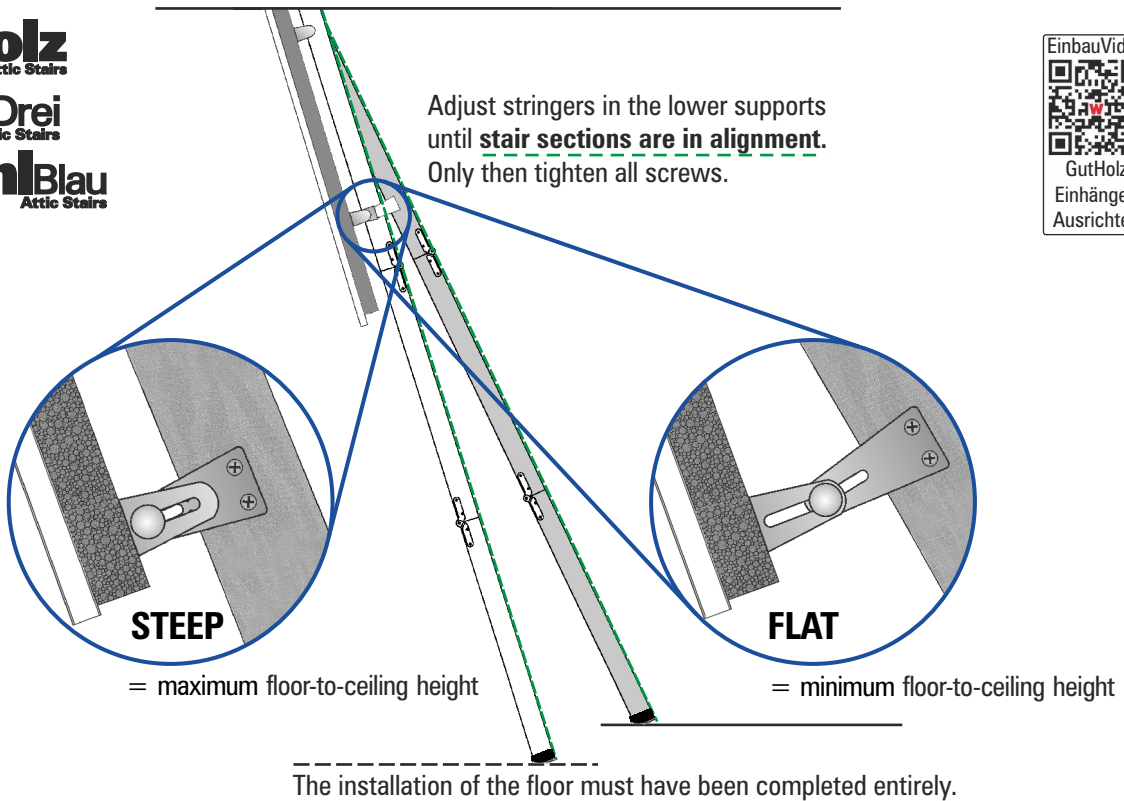


Setting the correct floor-to-ceiling height

GutHolz
Attic Stairs
AluDrei
Attic Stairs
StahlBlau
Attic Stairs



Adjust stringers in the lower supports until stair sections are in alignment.
Only then tighten all screws.



! If height adjustment fails to get stringers in alignment:

A Stairs too long:
Our recommendation:
Make a new order with
correct floor-to-ceiling height.

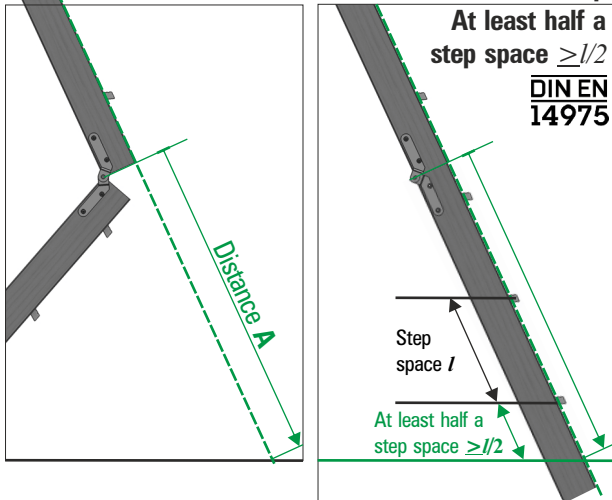
B Stairs too short:
Make a new order with
correct floor-to-ceiling height.

Or:

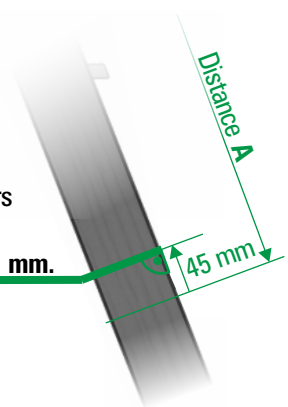
Cutting to the correct length GutHolz Attic Stairs

1 Measuring and marking:
Select medium height adjustment. Fold-in bottom stair section: upper and middle stair sections must be flush. Measure at the forward stringer edge. Mark on lower stringers (**A - 45 mm!**).

Distance between floor and 1st step:



2 Cut to length:
Saw lower stringers
at a right angle
at distance **A - 45 mm**.



3 After fitting the ladder feet covers:
Fine adjustments to correct height
(see above)

weilhöfer
TREPPEN AUS WÜRZBURG