**Please pass on to user/owner!**

# User and Safety Instructions

**Current version available at**
**www.wellhoefer.de**

**For damage which was caused due to improper installation or improper use, no liability can be assumed.**



## Caution! Dangerous Fall From Hight!

### Only use stairs when it is standing stable and correct! (Foor-to-ceiling height correctly set)

**Incorrect!**
The stair sections are not standing in a line here:



**Correct!**
The stair stringers are flush:



Top

Bottom



### The stairs can only take a maximum load of 150 kg! (AluDrei 200 kg) The stairs should never be used by more than one person at a time.

### Never step onto closed stairs from above!

### The stairs should only be used when a guardrail has been mounted!



### Only use the stairs when facing the stairs!

Always keep a firm hold with at least one hand.



**Guardrail/handrail missing? Contact supplier to upgrade!**

## Always operate using the tension rod.




Attic hatch door and stairs should be opened and closed in a controlled manner.

## Incorrect! Avoid pinching your fingers.



## Annual maintenance:

Inspect in order to ensure that all screws and nuts are tightened securely. Ensure that the levers move freely.

**Oil all joints / rotation points once a year:**

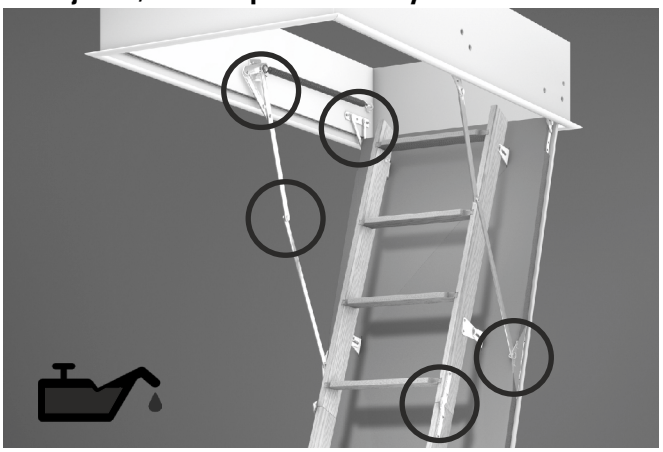

**For further information, please turn over!**

Wellhöfer Treppen GmbH & Co. KG
Max-Mengeringhausen-Straße 1
97084 Würzburg, Germany
Tel. +49 (0)931 / 6 14 05-0
Fax +49 (0)931 / 6 14 05 71
www.wellhoefer.de
info@wellhoefer.de

wellhöfer
MADE IN GERMANY SINCE 1951

250-1126_E1126 Changes might appear.

# User and Safety Instructions

**Current version available at**
**www.wellhoefer.de**

**Please read all the information carefully before using the stairs. Keep this document safe for future reference.**

**Due to risk of falling/risk of injury do NOT use the stairs when**

- it has not yet been definitively secured to the ceiling
- the stair sections are not in a straight line, meaning that they are not flush (GutHolz/AluDrei/StahlBlau)
- no safe, stable stand is provided
- no guardrail (height of at least 90 cm) is present
- the stairs are defect or can not be used for other reasons

Note: Avoid excessive humidity (maximum 60%) and ensure that there is sufficient ventilation in order to avoid damage to the attic stairs.

You have purchased a quality product that was perhaps installed and adjusted during the building stage.
**Please check the following prior to the initial use for reasons of your personal safety:**

1. Are all screws tightened? Do the levers move freely?
2. Are all folded-out, loaded stringers flush (GutHolz/AluDrei/StahlBlau)?
   If this is not the case, please contact your specialist. They will set the correct floor-to-ceiling height.

**Operation:**

The pictures on the other page show how to use the stairs safely.

Please ensure prior to each use that the attic stairs is functioning correctly.

Always face the stairs when ascending/descending and always hold onto the stringer with one hand, or better still, the handrail.

The maximum load may not exceed 150 kg (200 kg with AluDrei). Each additional load exceeding this can result in damage to the stairs and lead to serious injury to persons. The stairs may only be used by one person at a time.

The attic hatch door is always only to be opened and closed in a controlled manner using the tension rod. When closing, push the hatch door up with the tension rod until you hear the click-sound, indicating it securely snapped into the latch.

The fire-protection attic stairs must always be closed and locked when not in use!

Please pay attention to the position of your hands when folding the stairs in or out (or unfolding or collapsing) in order to ensure that they do not become jammed in the stringers. When operating the Liliput concertina stairs do not let the stairs touch the thermal insulation to avoid damage. In case of Liliput with comfort operation watch the user guide for operating.

A load acting on the attic hatch door from above when closed is in principle not permissible as this could result in serious injury to persons.

The attic stairs should only be used when a guardrail (height of at least 90 cm) is present! We also recommend a handrail as an additional safety element. Ask your specialist about these additional features with which your attic stairs can be easily retrofitted.

**Annual maintenance:**
Oil all joints / rotation points once a year. Inspect in order to ensure that all screws and nuts are tightened securely. Check that the levers move freely.

**Note: cladding / panelling:**
In the case of cladding / panelling, certain maximum dimensions and permissible maximum weights are to be adhered with! Contact your specialist who will carry out the required new adjustment of the spring tension.

**For damage which was caused due to improper installation or improper use, no liability can be assumed.**

**If you have any questions about safety, operation or maintenance of your Wellhöfer attic stairs, please contact us:**

Wellhöfer Treppen GmbH & Co. KG
Max-Mengeringhausen-Straße 1
97084 Würzburg, Germany
Tel. +49 (0)931 / 6 14 05-0
Fax +49 (0)931 / 6 14 05 71
www.wellhoefer.de
info@wellhoefer.de

wellhöfer
MADE IN GERMANY SINCE 1951

250-1126_E1126 Changes might appear.