

Wellhöfer - Treppen aus Würzburg



Quick and safe to the fitting product. Use configurators: www.massbox.de

Wellhöfer prices from 01.04.2023

- Attic stairs
- Flat roof exit
- Wall hatches
- Access hatches

Prices in € plus VAT. Ex-works prices.

All dimensions in centimetres.

Order dimensions = construction side dimensions.

Casing dimensions (length/width) for attic stairs and access hatches are factory-made 1.5 cm (for WSPH 4 cm) smaller than the ceiling opening to provide installation space.

Casing dimensions (width/height) for wall hatches are 1.5 cm smaller than the wall opening to provide installation space.

Technical details in the configurator and product descriptions under www.wellhoefer.de (only in German)



CLIMATE NEUTRAL
PRODUCTS

certified by fokus-zukunft.com/10014
Currently unavoidable emissions compensated
by climate protection certificates

LOW-EMISSION PRODUCTS
according to the criteria of



SENTINEL HAUS
INSTITUT



wellhöfer
TREPPEN AUS WÜRZBURG
www.wellhoefer.de



Wellhöfer Treppen GmbH & Co.KG
Max-Mengeringhausen-Straße 1
97084 Würzburg, Germany

info@wellhoefer.de
Tel. +49 (0)9 31 / 6 14 05-0
Fax +49 (0)9 31 / 6 14 05 71



Attic stairs

As standard with thermal protection **WS3D**:
 Insulation + sealing + connection system
 Component tested:
 Insulation value $U = 0.80$
 Air-tightness Class 4
 Climate-stability Class 3



Without thermal protection: Price reduction 35.-	Always the right choice 3-section, wood, step depth 9 cm	For highest resilience 3-section, alu, step depth 11 cm	For special requirements 3-section, steel, step depth 11 cm	Comfort within little space Concertina, alu, step depth 11 cm
Standard sizes	464.-	695.-	663.-	882.-
Ceiling opening dimensions (Length x Width)	110 x 60 110 x 70	120 x 60 120 x 70	130 x 60 130 x 70	140 x 60 140 x 70
Casing height (ceiling thickness)	25			
Floor to ceiling heights	Floor to ceiling height, type of stairs and additional features determine the minimum length of the ceiling opening!			
Floor to ceiling height	197 - 360		237 - 314	190 - 410*
Excess height per cm 2.30	from floor to ceiling height >272			

*Floor to ceiling height ≥ 320
Comfort operation required.

Custom-made 70.-	Divergent dimensions and prices with thermal protection WS4D/WSPH and fire protection.			
Ceiling opening dimensions (Length x Width)	min. 100 x 50 max. 160 x 100		min. 105 x 60 max. 160 x 100	
Excess size 67.-	from length >140 or width >80			
Casing height (ceiling thickness)	17 - 90			
Extra height and additional step per step 60.-	1 step from casing height ≥ 34 2 steps from casing height ≥ 67	1 step from casing height ≥ 36 2 steps from casing height ≥ 69	1 step from casing height ≥ 41 2 steps from casing height ≥ 74	1 step from casing height ≥ 45 2 steps from casing height ≥ 78
Wide cover profiles 37.-	55 mm wide, in combination with custom-made attic stairs; as standard with WSPH			

*recommended min. length 90 cm to avoid very narrow clearance!

Additional features

Always order together with the attic stairs. Guardrail and handrail retrofittable.

Safety & comfort	Features for all requirements and demands.			
Guardrail 85.-	Tested stability, required by building regulations.			
Handrail	Handrail wood GH/SB 26.-	AluDrei-handrail wood 28.-	Handrail wood GH/SB 26.-	Handrail telescope 56.-
Operation stairs				Comfort operation 210.-
Lock	with round cylinder 53.- / prepared for profile cylinder 58.-			
Energy conservation	Save more energy with better thermal protection:			
WS4D 72.-	Double insulation + sealing + connection system. Component tested U-value 0.58			
WSPH 355.-	Certified Passive House component for cold climate. Minimized thermal bridges. U_0 0.48			
	WSPH custom-made 110.- / WSPH excess size 114.- / WSPH extra height + add. step 72.-			






Additional features fire protection for attic stairs

Tested ceiling connection system always included.

Note:

Order dimensions fire protection:

The overall dimensions of the completed fire protection ceiling opening state the order dimensions! With FS30 2S / FS90 2S: Ceiling thickness states casing height (connection above).

	Fire resistance one-sided	Fire resistance double-sided	Fire resistance double-sided
	 30 minutes from below, EI₂₃₀ Fire protection FS30	 30 minutes from top and bottom Fire protection FS30 2S	 90 minutes from top and bottom Fire protection FS90 2S
Standard sizes	435.-	780.-	2,035.-
Ceiling opening dimensions (Length x Width)	GutHolz/AluDrei/StahlBlau: 120 x 60 Liliput: Custom-made always required	120 x 70 130 x 70 140 x 70	StahlBlau 120 x 60 not available
Casing height (ceiling thickness)	25		

Custom-made	99.-	115.-	158.-
Ceiling opening dimensions (Length x Width)	min. 80 x 50 (Liliput) max. 160 x 80	min. 85 x 50 (Liliput) max. 140 x 80	min. 90 x 55 (Liliput) max. 140 x 70
Excess size	from length > 140 125.-	not available	
Casing height (ceiling thickness)	17 - 90	20 - 60	20 - 50
Extra height and additional step	Number/height depending on type of stairs/thermal protection; per step 60.-	Height depending on type of stairs 89.-	Height depending on type of stairs 140.-

Thermal protection	As standard with thermal protection WS3D		
	WS4D 72.-	not available	
	WSPH 355.-	not available	
Lock	prepared for profile cylinder 58.-		
	with round cylinder 53.-	with profile cylinder 68.-	

Alu concertina loft ladder with backboard



Suitable for the replacement of old stair sections or for the retrofitting of existing hatch fittings (minimum opening size 80 x 60).

Steps	Floor to ceiling height	
9	214 - 242	465.-
10	243 - 269	490.-
11	270 - 296	515.-
12	297 - 320	540.-

Order dimension = actual floor to ceiling height: Height between finished floor and finished ceiling.



Installation Assistance 210.-

Complete set
(2 rails in a stable transport case)



Flat roof exit

1,575.-



Always order together with the attic stairs.

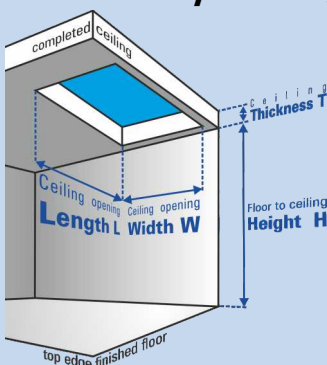
Special sizes only in combination with attic stairs type Liliput.

With construction heights > 45 cm attic stairs custom-made (casing height).

Sizes	Special sizes	
Ceiling opening (Length x Width)	min. 90 x 60 max. 160 x 80	min. 90 x 90 max. 100 x 100
Construction height	45 - 110	

Stair type and additional features may cause divergent dimensions.

The safe way to fitting attic stairs: Dimension check, price calculation, pdf/copy-text.



Always with all **4 dimensions:**

- Ceiling opening length L
- Ceiling opening width W
- Ceiling thickness (casing height) T
(provides DIN-compliant additional step if required due to high casing)
- Floor to ceiling height H
(provides fitting stairs with DIN-compliant step distance)

Do not forget:

- Guardrail
- Handrail

Configurator:

www.massbox.de





Wall hatches

Standard sizes		163.-
Wall opening dimensions (Width x Height)	60 x 80 60 x 100 70 x 80 70 x 100	
Depth of frame	10	



Custom-made		44.-
Wall opening dimensions (Width x Height)	min. 30 x 30 max. 100 x 180	
Depth of frame	> 10 - 25	
Excess width > 70 (Double-wing door)		57.-
Excess height > 100 - 120		42.-
Excess height > 120 - 150		69.-
Excess height > 150 - 180		121.-
Wide cover profiles 55 mm wide, in combination with custom-made wall hatches		26.-

Types & additional features Not all types and features can be combined with each other. Check with the configurator.



Double-wing door 3-sided type, left hand door 5-cornered type Cabinet with 2 shelves Wall-flush PushLock-closure

Types & optics <small>Types and features for diverse applications.</small>		
Double-wing door Divided door leaf	57.-	Always custom-made 44.- Optional from width 50, always required form width > 70
3-sided type Without threshold	40.-	Always specify left/right hand door (picture shows left hand door)
5-cornered type Inclined	207.-	min. 30 x 50, max. 70 x 160, single wing, depth 10 - 15
Cabinet Dust-tight storage space	62.-	Always custom-made 44.- min. 20 x 45, max. 70 x 100, depth 15 - 40
Shelf for cabinet, per piece	10.-	Always fitting to cabinet size, max. 5 shelves
Wall-flush Invisible frame	40.-	Thicker door leaf, plastering profiles
PushLock-closure Retractable knob	20.-	Single wing, width max. 70
Lock with round cylinder	53.-	Single wing, width max. 70
Without handle bore	0.-	Door leaf without pre-drilling, position and kind of handle can be selected on site

Energy conservation		
Thermal protection 3D	45.-	U-value 0.75, incl. connection system
Thermal protection 4D	75.-	U-value 0.50, incl. connection system, standard frame depth: 15
Blower-Door -version	48.-	a-value 0.04, single wing, max. 70 x 100

Fire protection <small>Fire resistance 30 minutes double-sided</small>		
Fire protection FS30 2S	568.-	Always custom-made 44.- min. 30 x 30, max. 70 x 100, depth 12 - 25; specify left/right hand door



Access hatch



Standard sizes		172.-
Ceiling opening (Length x Width)	50 x 50 60 x 60	
Frame height	10	

Custom-made		45.-
Ceiling opening (Length x Width)	min. 30 x 30 max. 75 x 70	
Frame height	> 10 - 25	

Additional features

Energy conservation	
Thermal protection 3D	45.-
Thermal protection 4D	75.-

Safety	
Lock with round cylinder	53.-

Standard casing height with thermal protection 4D: 15. Guardrail on request.