

Wellhöfer - Treppen aus Würzburg



Quick and safe to the fitting product. Use configurators: www.massbox.de

*So far German only. Sorry for the inconvenience.
Please use internet browser for translation*

Wellhöfer prices from 01.04.2025

- Attic stairs
- Flat roof exit
- Wall hatches
- Access hatches

Prices in € plus VAT. Ex-works prices.

All dimensions in centimetres.

Order dimensions = construction site dimensions.

Attic stairs / access hatches: Ceiling opening dimensions = order dimensions.

For installation space, factory-made casing dimensions (length/width) are 1.5 cm, for WSPH 4 cm, smaller.

Wall hatches: Wall opening dimensions = order dimensions.

For installation space, factory-made frame dimensions (width/height) are 1.5 cm smaller, with 3-sided type frame height 0.75 cm, smaller.

Technical details in the configurator and product descriptions under

www.wellhoefer.de



**CLIMATE NEUTRAL
PRODUCTS**

certified by fokus-zukunft.com/10014
Currently unavoidable emissions compensated
by climate protection certificates



wellhöfer
TREPPEN AUS WÜRZBURG
www.wellhoefer.de



LOW-EMISSION PRODUCTS
according to the criteria of



**SENTINEL HAUS
INSTITUT**

Wellhöfer Treppen GmbH & Co.KG
Max-Mengeringhausen-Straße 1
97084 Würzburg, Germany

info@wellhoefer.de
Tel. +49 (0)9 31 / 6 14 05-0
Fax +49 (0)9 31 / 6 14 05 71



Attic stairs

As standard with thermal protection **WS3D**:
 Insulation + sealing + connection system
 Component tested:
 Insulation value $U = 0.80$
 Air-tightness Class 4
 Climate-stability Class 3



GutHolz Always the right choice 3-section, wood, step depth 9 cm	AluDrei For highest resilience 3-section, alu, step depth 11 cm	StahlBlau For special requirements 3-section, steel, step depth 11 cm	LiliPut Comfort within little space Concertina, alu, step depth 11 cm
---	--	--	--

Standard sizes	487.-	753.-	726.-	943.-
Ceiling opening dimensions (Length x Width)	110 x 60 110 x 70	120 x 60 120 x 70	130 x 60 130 x 70	140 x 60 140 x 70
Casing height (ceiling thickness)	25			
Floor-to-ceiling heights Floor-to-ceiling height, type of stairs and additional features determine the minimum length of the ceiling opening!				
Floor-to-ceiling height	197 - 360		237 - 314	
Excess height per cm	2.50		from floor-to-ceiling height >272	

*Floor-to-ceiling height ≥ 320
 Comfort operation required.

Custom-made 77.-	Divergent dimensions and prices with thermal protection WS4D/WSPH and fire protection.			
Ceiling opening dimensions (Length x Width)	min. 100 x 50 max. 160 x 100		min. 105 x 60 max. 160 x 100	
Excess size	73.- from length >140 or width >80			
Casing height (ceiling thickness)	17 - 90			
Extra height and additional step per step	1 step from casing height ≥ 34 2 steps from casing height ≥ 67	1 step from casing height ≥ 36 2 steps from casing height ≥ 69	1 step from casing height ≥ 41 2 steps from casing height ≥ 74	1 step from casing height ≥ 45 2 steps from casing height ≥ 78
	*recommended min. length 90 cm to avoid very narrow clearance!			

Additional features

Always order together with the attic stairs. Guardrail and handrail retrofittable.

Safety Features for all requirements and demands				
Guardrail	92.-	Tested stability, required by building regulations.		
Handrail		Handrail wood GH/SB 29.-	AluDrei-handrail wood 32.-	Handrail wood GH/SB 29.-
Lock		with round cylinder 57.- / prepared for profile cylinder 62.- / with profile cylinder 72.-		
Energy conservation Save more energy with better thermal protection:				
WS4D	78.-	Double insulation + sealing + connection system. Component tested U-value 0.58		
WSPH	381.-	Certified Passive House component for cold climate. Minimized thermal bridges. U_0 0.48		
		WSPH custom-made 119.- / WSPH excess size 125.- / WSPH extra height + add. step 78.-		
Optic & comfort Perfect optics through wider coverage of the installation gap or flush with the ceiling. Increased ease of use.				
Wide cover profiles	40.-	55 mm wide, in combination with custom-made attic stairs; as standard with WSPH		
Ceiling-flush	103.-	Additional lower cover with even surface, white ring eye, plastering profiles, easy-installation system (detachable hatch door)		
Operation stairs		Comfort operation 229.-		



Additional features fire protection for attic stairs

Tested ceiling connection system always included.




Note:

Order dimensions fire protection:

The overall dimensions of the completed fire protection ceiling opening state the order dimensions!

With FS30 2S / FS90 2S:

Ceiling thickness states casing height (connection above).

	Fire resistance one-sided	Fire resistance double-sided	Fire resistance double-sided
	 30 minutes from below, EI₂₀ Fire protection FS30	 30 minutes from top and bottom Fire protection FS30 2S	 90 minutes from top and bottom Fire protection FS90 2S
Standard sizes	475.-	830.-	2,195.-
Ceiling opening dimensions (Length x Width)	GutHolz/AluDrei/StahlBlau: 120 x 60 Liliput: Custom-made always required	120 x 70 130 x 70 140 x 70	StahlBlau 120 x 60 not available
Casing height (ceiling thickness)	25		

Custom-made	115.-	136.-	188.-
Ceiling opening dimensions (Length x Width)	min. 80 x 50 (Liliput) max. 160 x 80	min. 85 x 50 (Liliput) max. 140 x 80	min. 90 x 55 (Liliput) max. 140 x 70
Excess size	from length > 140 139.-	not available	
Casing height (ceiling thickness)	17 - 90	20 - 60	20 - 50
Extra height and additional step	Number/height depending on type of stairs/thermal protection; per step 66.-	Height depending on type of stairs 99.-	Height depending on type of stairs 157.-

Thermal protection	As standard with thermal protection WS3D		
	WS4D 78.-	not available	
	WSPH 381.-	not available	
Lock	prepared for profile cylinder 62.- / with profile cylinder 72.-		
	with round cylinder 57.-	Round cylinder not available	

Alu concertina loft ladder with backboard



Suitable for the replacement of old stair sections or for the retrofitting of existing hatch fittings (minimum opening size 80 x 60).

Steps	Floor-to-ceiling height	
9	214 - 242	496.-
10	243 - 269	522.-
11	270 - 296	550.-
12	297 - 320	577.-

Order dimension = actual floor-to-ceiling height:
Height between finished floor and finished ceiling.



Installation Assistance **222.-**

Complete set
(2 rails in a stable transport case)



Flat roof exit

1,750.-



Always order together with the attic stairs.

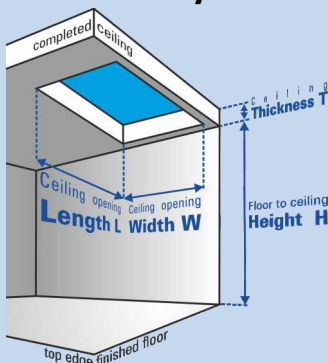
Special sizes only in combination with attic stairs type Liliput.

With construction heights > 45 cm attic stairs custom-made (casing height).

Sizes	Special sizes	
Ceiling opening (Length x Width)	min. 90 x 60 max. 160 x 80	min. 90 x 90 max. 100 x 100
Construction height	45 - 110	

Stair type and additional features may cause divergent dimensions.

The safe way to fitting attic stairs: Dimension check, price calculation, pdf/copy-text.



Always with all **4 dimensions:**

- Ceiling opening length L
- Ceiling opening width W
- Ceiling thickness (casing height) T
(provides EN compliant additional step/s if required due to high casing)
- Floor-to-ceiling height H
(provides fitting stairs with EN compliant step distance)

Do not forget:

- Guardrail
- Handrail

Configurator:

www.massbox.de



So far German only. Sorry for the inconvenience.
Please use internet browser for translation



Wall hatches


Standard sizes		175.-
Wall opening dimensions (Width x Height)	60 x 80 60 x 100 70 x 80 70 x 100	
Depth of frame	10	

Custom-made		50.-
Wall opening dimensions (Width x Height)	min. 30 x 30 max. 120* x 200*	
Depth of frame	> 10 - 25	
Excess height > 100 - 120		46.-
Excess height > 120 - 150		75.-
Excess height > 150 - 180		132.-
Excess height > 180 - 200		172.-



*For width > 70 always double-wing door. For width > 100 or height > 180: Espagnolette-PushLock always required. Surcharges see below. For 3-sided type or large sizes (width > 90 cm or height > 160 cm), the frame is supplied as a plug-in system (transport protection).

Shapes, types & features Not everything can be combined. Check with the configurator.



Shapes		Wide range of applications through different shapes	
Double-wing door	Divided door leaf	62.-	Always custom-made 50.- Optional from width 50, always required form width > 70
3-sided type	Without threshold	44.-	Always specify left/right hand door (picture shows left hand door), max. 100 x 180
5-cornered type	Inclined	185.-	Always custom-made 50.- min. 30 x 50, max. 70 x 160, single wing
Cabinet	Dust-tight storage space	68.-	Always custom-made 50.- min. 20 x 45, max. 70 x 100, depth 15 - 40
	Shelf for cabinet, per piece	10.-	Always fitting to cabinet size, max. 5 shelves
Features & optics		Additional features for individual requirements	
Wide cover profiles	55 mm wide	29.-	in combination with custom-made wall hatches
Wall-flush	Invisible frame	45.-	Thicker door leaf, plastering profiles, max. 100 x 180
PushLock-closure	Retractable knob	22.-	Single lock vertical centered, single wing, width max. 70
Espagnolette-PushLock		68.-	Retractable knob, 3-point locking, always required from width > 100 or height > 180
Lock with round cylinder		57.-	Single wing, width max. 70
Without handle bore		0.-	Door leaf without pre-drilling, position and kind of handle can be selected on site
Energy conservation			
Thermal protection WS 3D		49.-	U-value 0.75, incl. connection system
Thermal protection WS 4D		81.-	U-value 0.50, incl. connection system, standard frame depth: 15
Blower-Door-version		51.-	a-value 0.04, single wing, max. 70 x 100
Fire protection		Fire resistance 30 minutes double-sided	
Fire protection FS30 2S		620.-	Always custom-made 50.- min. 30 x 30, max. 70 x 100, depth 12 - 25; specify left/right hand door



Access hatches



Standard sizes		185.-
Ceiling opening (Length x Width)	50 x 50 60 x 60	
Frame height	10	
Custom-made		50.-
Ceiling opening (Length x Width)	min. 30 x 30 max. 75 x 70	
Frame height	> 10 - 25	

Additional features

Energy conservation	
Thermal protection WS 3D	49.-
Thermal protection WS 4D	81.-
Optics & safety	
Wide cover profiles with custom-made	29.-
Lock with round cylinder	57.-

Standard casing height with thermal protection 4D: 15. Guardrail on request.